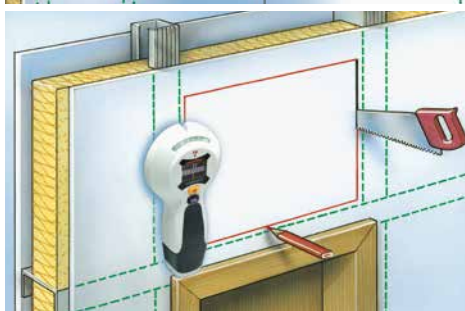
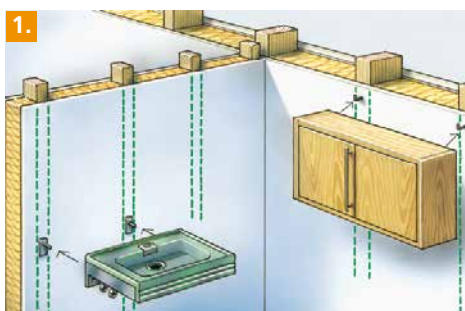




Electronic detector for live supply lines as well as wall beams and joists in drywall structures

Rev.1216



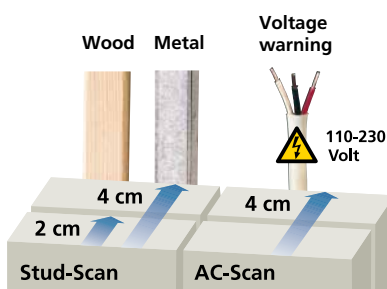
- One-button operation to switch between the different measurement modes
- The user guide on the LC display makes the device easy and reliable to use.
- Auto-Calibration: adjusts the device to different surfaces immediately after switching on.
- Acoustic and visual detection signals for finding objects.
- High safety is guaranteed by the permanent voltage warning function.
- The position of live cables and wires can be precisely determined.
- In dry building work, enables you to reliably find stable fixing points, e.g. for wash basins, kitchen cupboards, shelves, heavy mirrors.
- Locating areas between uprights that are free from sub-structures, e.g. for making breakthroughs (kitchen hatches, skylights).

TECHNICAL DATA

DETECTION RANGE AC
110 - 230V, 50 - 60 HZ
WORKING TEMPERATURE
0°C...40°C
STORAGE TEMPERATURE
-20°C ... 70°C
POWER SUPPLY
1 x 9V alkali battery (type 6LR 61)
DIMENSIONS (W x H x D)
85 x 180 x 38 mm
WEIGHT (incl. battery)
163 g

OVERVIEW

1	Wood/metal beam location (Stud-Scan)	Up to 4 cm depth
2	Targeted location of live supply lines (AC-Scan)	Up to 4 cm depth
	Automatic calibration	Yes
	Permanent voltage warning	Yes
	Display	Illuminated LC-display
	Detection and warning information	Visual and audible



StarFinder Plus
+ battery

Packing dimension (W x H x D)
313 x 123 x 60 mm

ARTICLE	ARTICLE NO	EAN-CODE	PU
StarFinder Plus	080.972A	4 021563 684182	10

